LETTERS IN BIOMATHEMATICS
An International Journal

RESEARCH ARTICLE

OPEN ACCESS

Uncertainty-Aware Deep Learning Framework for Reliable Decision Making in Safety-Critical Intelligent Systems

Dharmendra Singh Yadav[1], Dharmeshkumar Bhalchandra Bhavsar[2], Parimalkumar Prafulchandra Patel[3], Munish Kumar[4], Sumedha Arya[5], Jamal Akhtar Khan[6], Arun Kumar Choudhary[7]

[1]Solution Architect, Premera Blue Cross & Enterprise Technology Solutions, 7001 220th St SW, Mountlake Terrace, WA 98043-2124, Email: architect.dharmendra@hotmail.com, ORCID: 0009-0006-3253-1035
[2]Associate Professor (Computer Science) and Director (BCA Programme), Sardar Vallabhbhai Global University, Ahmedabad, Gujarat, India, Email: dbbhavsar@gmail.com
[3]Assistant Professor (Computer Science) and I/c Principal (BCA Programme), Khyati School of Computer Application, Ahmedabad, Gujarat, India, Email: patelparimalp@yahoo.com
[4]Portfolio Manager (IT), Ohio Industrial Commission (OIC), Columbus OH - 43215, USA
Email: munish2012@gmail.com, ORCID: 0009-0000-6093-1796
[5]IT Project Manager Cardinal Health Dublin OH - 43016, USA, Email: arya.Sumedha@gmail.com
[6]Associate Professor, Department of AI & ML, School of Computer Applications, Lovely Professional University, Phagwara, Jalandhar, Punjab, India, Email: jakindia@gmail.com, jamal.28445@lpu.co.in
[7]Professor & Dean (Academics), Venkateshwara Open University, Itanagar, Arunachal Pradesh, India
Email: choudharyarun@rediffmail.com

ABSTRACT

Deep learning has become a central component of intelligent systems that perceive complex environments and support decisions in domains where errors may lead to injury, infrastructure damage, financial loss, or interruption of essential services. Despite high benchmark accuracy, conventional neural networks may produce overconfident predictions when inputs are noisy, incomplete, ambiguous, or drawn from distributions that differ from the training data. Accuracy alone is therefore insufficient for safety-critical deployment. This paper proposes an uncertainty-aware deep learning framework for reliable decision making that integrates data-quality assessment, out-of-distribution screening, probabilistic prediction, uncertainty decomposition, calibration, risk-sensitive selective prediction, and runtime monitoring. The framework distinguishes aleatoric uncertainty arising from irreducible observation noise from epistemic uncertainty associated with limited model knowledge, while treating distribution shift as an operational warning signal that can invalidate familiar confidence estimates. A practical ensemble-based predictive core is combined with post-hoc calibration and a conformal prediction layer. A decision module maps calibrated predictive risk and uncertainty to one of three operational responses: execute an automated action, select a conservative or degraded action, or abstain and request human intervention. The paper formalizes the components, presents an implementation workflow, defines evaluation metrics, and proposes a reproducible experimental protocol covering in-distribution, corrupted, and out-of-distribution conditions. Comparative baselines and ablation studies are specified without fabricating empirical outcomes. The resulting framework provides a deployable blueprint for applications such as autonomous mobility, clinical decision support, industrial control, and critical infrastructure monitoring. Its central premise is that reliable intelligence requires not only accurate predictions but also calibrated uncertainty, explicit decision thresholds, safe fallback mechanisms, and continuous post-deployment assurance.

ARTICLE HISTORY
Received October 15, 2026
Accepted November 19, 2026

KEYWORDS
Uncertainty Quantification; Deep Learning; Safety-Critical Systems; Epistemic Uncertainty; Aleatoric Uncertainty; Model Calibration; Out-Of-Distribution Detection

1. Introduction

Intelligent systems increasingly use deep neural networks to interpret images, signals, text, sensor measurements, and multimodal streams. Their outputs can influence vehicle manoeuvres, clinical triage, robotic motion, power-grid operation, industrial inspection, and emergency response. In these settings, a prediction is not merely a label: it may trigger a physical action or alter a human operator's judgement. The cost of an incorrect prediction is consequently asymmetric. A false negative in a medical screening system, a missed pedestrian in a perception stack, or an undetected equipment fault may be substantially more consequential than an ordinary classification error.

CONTACT Dharmendra Singh Yadav: architect.dharmendra@hotmail.com

Deep learning has improved recognition and forecasting performance, yet modern neural networks can be poorly calibrated: predictions assigned high confidence do not necessarily correspond to equally high empirical correctness [1,2]. This issue becomes more serious under distribution shift, when deployment data differ from the training distribution because of changes in sensors, operating conditions, populations, weather, acquisition protocols, or adversarial behaviour [3]. A model may retain a plausible-looking output while its underlying assumptions have failed. Safety-critical deployment therefore requires a system to estimate when its prediction is unreliable and to translate that estimate into an appropriate action.

Uncertainty quantification (UQ) offers a route beyond point prediction. The literature commonly distinguishes aleatoric uncertainty, reflecting noise or ambiguity in observations, and epistemic uncertainty, reflecting uncertainty in the learned model due to limited data or incomplete coverage [4–6]. Bayesian neural networks, Monte Carlo dropout, deep ensembles, evidential methods, and test-time augmentation provide alternative mechanisms for estimating predictive uncertainty [4–8]. However, an uncertainty score alone does not establish safety. It must be calibrated, evaluated under shift, connected to operational risk, and accompanied by a fallback policy.

This paper develops an integrated framework in which uncertainty is treated as a decision variable rather than an auxiliary model output. The proposed pipeline combines input-quality checks, a probabilistic deep ensemble, uncertainty decomposition, calibration, conformal set construction, out-of-distribution (OOD) detection, and a risk-sensitive decision policy. The design emphasizes modularity so that the predictive backbone can be adapted to image, time-series, tabular, or multimodal data.

2. Related Work

2.1 Predictive uncertainty in deep learning

Uncertainty in neural networks is commonly represented through a predictive distribution rather than a single deterministic output. Bayesian neural networks place a distribution over model parameters and integrate predictions over the posterior [5]. Exact posterior inference is generally intractable for large networks, motivating variational approximations and stochastic methods. Monte Carlo dropout interprets dropout at inference as an approximate Bayesian procedure and estimates predictive variability from repeated stochastic forward passes [6]. Deep ensembles train multiple networks independently and aggregate their predictions; they are comparatively straightforward to parallelize and have demonstrated strong empirical uncertainty behaviour [7].

For classification, each model produces a categorical probability vector. The ensemble mean captures the aggregate predictive distribution, while disagreement among members provides a measure of model uncertainty. For regression, networks may predict a mean and variance, allowing the predictive distribution to represent heteroscedastic noise. Evidential approaches instead predict parameters of a higher-level distribution over class probabilities, aiming to obtain uncertainty from a single forward pass [8]. Such methods can be computationally attractive, but their evidence values depend on modelling assumptions and regularization; they should not be interpreted as automatically calibrated probabilities.

2.2 Aleatoric and epistemic uncertainty

Aleatoric uncertainty is associated with irreducible ambiguity in the observation process, including sensor noise, occlusion, overlapping classes, and inconsistent measurements. It may be homoscedastic or input-dependent. Epistemic uncertainty reflects incomplete knowledge of the model and can often be reduced through representative data collection, improved coverage, or model revision [4,9]. The distinction is operationally useful: high aleatoric uncertainty may call for improved sensing or a conservative action, whereas high epistemic uncertainty may indicate an unfamiliar situation requiring data acquisition, model review, or human intervention.

In practice, the two sources are not perfectly identifiable from arbitrary neural-network outputs. Their decomposition depends on the chosen probabilistic model and approximation. Accordingly, the proposed system reports them as model-dependent diagnostic signals, not as unquestionable physical quantities.

2.3 Calibration and reliability

Calibration concerns agreement between predicted confidence and observed frequencies. A classifier is calibrated when, among predictions assigned confidence q, approximately a fraction q are correct. Modern networks can be overconfident even when classification accuracy is high [1]. Temperature scaling is a simple post-hoc method that adjusts logits using a scalar temperature fitted on a held-out calibration set [1]. Other approaches include vector or matrix scaling, isotonic regression, label smoothing, and calibration-aware training. Calibration must be assessed on data representative of deployment; calibration on an in-distribution validation set does not guarantee calibration after shift [3,10].

2.4 Distribution shift and OOD detection

Distribution shift may occur as covariate shift, label shift, concept drift, sensor degradation, or a combination of these. OOD detection attempts to identify inputs that differ substantially from the training support. Methods include maximum softmax probability, energy scores, feature-space distance, density estimation, and auxiliary outlier exposure [11–13]. No single detector is reliable for every shift type. A system should therefore combine OOD signals with input-quality checks, ensemble disagreement, and temporal monitoring. The review of uncertainty for autonomous driving highlights the importance of linking uncertainty estimation to perception, calibration, and open-world operation [14].

2.5 Selective prediction and conformal methods

Selective prediction allows a model to abstain on uncertain cases, trading coverage for lower error among accepted predictions. This is attractive in high-stakes systems when an alternative route—human review, secondary sensing, or safe-state control—is available [15]. Conformal prediction constructs prediction sets or intervals using calibration data and can provide finite-sample marginal coverage under exchangeability assumptions [16,17]. Conformal coverage is not a guarantee of conditional safety for every subgroup or under arbitrary distribution shift. The proposed framework therefore treats conformal sets as one component of a broader assurance strategy.

2.6 Safety assurance and human oversight

Safety engineering emphasizes hazard identification, risk controls, traceability, verification, and lifecycle monitoring. AI systems introduce additional concerns: data representativeness, model opacity, changing behaviour, and uncertainty about the limits of generalization. Human oversight should be meaningful rather than ceremonial: operators need interpretable alerts, adequate time, authority to intervene, and documented escalation procedures. The framework is compatible with a safety case in which claims about system reliability are supported by test evidence, operational constraints, monitoring, and fallback controls.

3. Proposed Uncertainty-Aware Framework

The proposed architecture is composed of seven cooperating layers: (i) input acquisition and validation; (ii) feature representation; (iii) probabilistic ensemble prediction; (iv) uncertainty decomposition and OOD screening; (v) calibration and conformal inference; (vi) risk-sensitive decision selection; and (vii) runtime monitoring and feedback. The components are deliberately separated so that a domain-specific perception model can be replaced without redesigning the decision policy (Figure 1).

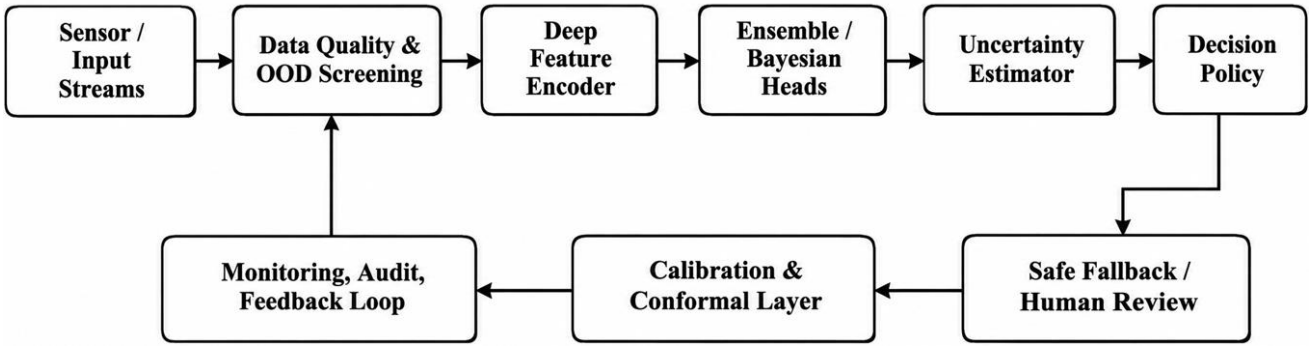

Figure 1. Architecture of the proposed uncertainty-aware deep-learning decision framework.

3.1 Input acquisition and validity assessment

Let an observation at time t be x_t, accompanied where available by metadata m_t such as sensor identity, timestamp, operating mode, and environmental context. A validity module evaluates missingness, range violations, saturation, stale timestamps, synchronization errors, and signal-quality indicators. The module produces a validity vector v_t and a quality score q_t. Inputs failing hard constraints are not passed silently to the classifier. They trigger a data-quality alarm or a designated degraded mode.

For a multimodal system, each modality is checked independently before fusion. If camera input is obscured but radar remains valid, the system may invoke a radar-dominant fallback model, provided that such a mode has been separately verified. Missingness must be represented explicitly; replacing missing values with arbitrary constants can create misleading confidence.

3.2 Feature extraction and predictive ensemble

A feature encoder f_φ maps the validated input to a latent representation z=f_φ(x). Depending on the application, f_φ may be a convolutional network, vision transformer, temporal convolutional network, recurrent model, graph neural network, or multimodal encoder. The framework uses K independently initialized predictive members with parameters θ_1,...,θ_K. Each member estimates a conditional distribution p_k(y|x). Diversity may be encouraged through independent initialization, bootstrap resampling, different data orders, or carefully controlled architectural variation. For classification, each ensemble member produces a probability for every possible class. The framework averages these probabilities across all members to obtain the final ensemble prediction. The class with the highest averaged probability is selected as the predicted class. For regression tasks, the framework averages the outputs of the ensemble members and examines both their predicted data variability and the disagreement among their estimates.

3.3 Uncertainty decomposition

For classification, predictive entropy is used to represent the overall uncertainty in the ensemble prediction. The framework also measures the average uncertainty reported by individual ensemble members. The difference between these two quantities provides an approximate indicator of epistemic uncertainty, reflecting disagreement among the models. The average uncertainty within individual predictions is treated as an indicator of data-related ambiguity, whereas disagreement among ensemble members is treated as an indicator of model-related uncertainty. These interpretations are approximate and depend on the selected model architecture. For regression, the same principle is applied by separating predicted observation variability from disagreement among model estimates. The first term represents estimated data noise; the second represents disagreement among model hypotheses. The implementation records both components rather than collapsing them into a single confidence value (Figure 20.

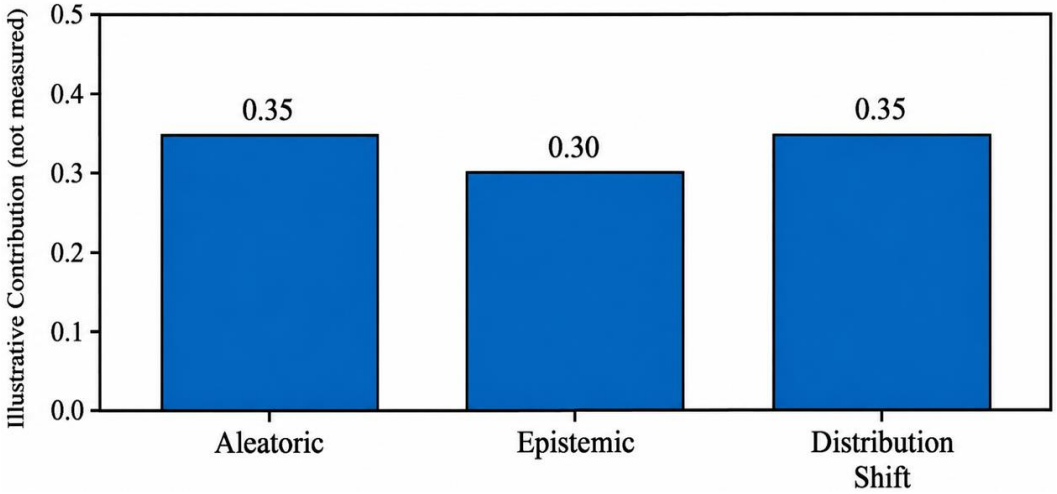

Figure 2. Conceptual uncertainty components considered by the framework (illustrative values; not experimental measurements).

3.4 OOD and shift indicators

An OOD module calculates one or more scores, such as energy, distance from class-conditional feature centroids, or a density proxy. A normalized shift score s_ood(x) is obtained using a validation set containing known in-distribution and representative shifted examples. The score is not treated as a universal probability of being OOD. It is an operational indicator that contributes to the escalation decision. Temporal detectors can additionally monitor changes in score distributions, class frequencies, embedding statistics, and sensor quality.

3.5 Calibration and conformal inference

The ensemble outputs are calibrated using a separate calibration partition that is not used for model training or final testing. Temperature scaling adjusts the confidence of the predicted probabilities using a parameter learned from the calibration data. Calibration is assessed through expected calibration error, Brier score, and reliability diagrams. When conformal prediction is applied, calibration examples are used to determine a threshold that controls the target error level. At inference, the system returns a set of plausible classes. An automated action may be considered only when this set contains a single class and all other safety checks are satisfied.

3.6 Decision policy

The decision layer evaluates the possible actions using the predicted class probabilities and a domain-specific cost matrix. The cost matrix assigns greater penalties to outcomes with more serious safety consequences. The action with the lowest estimated expected cost is considered, but it is executed only when the input is valid, the OOD score is acceptable, uncertainty is below the operational threshold, and the estimated action risk is within the predefined safety limit.

A three-level policy is proposed: (1) automatic execution when all acceptance conditions hold; (2) conservative or degraded operation when uncertainty is moderate or a lower-risk action is available; and (3) abstention with human review or a verified safe state when uncertainty, OOD evidence, or predicted harm exceeds the allowable boundary. Thresholds must be selected through hazard analysis and domain validation, not tuned solely to maximize accuracy.

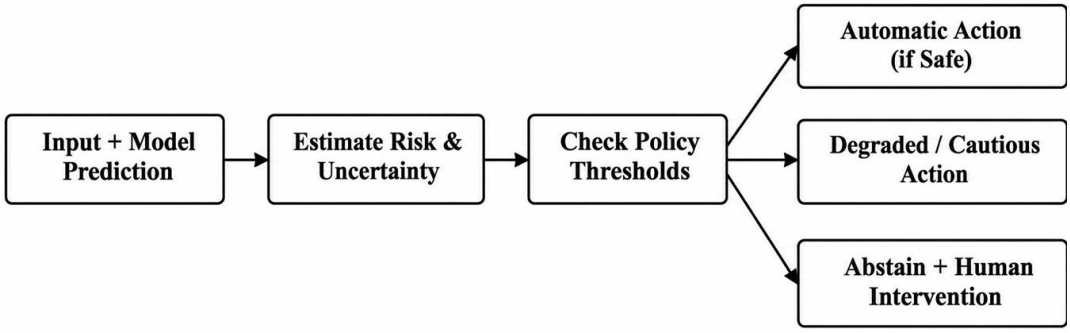

Figure 3. Risk-sensitive selective decision policy with escalation paths.

4. Model Design and Learning Strategy

4.1 Problem definition

The training dataset contains input observations and their corresponding target labels and is assumed to represent the expected operating conditions. During deployment, the system may encounter data from a different distribution. The learning objective is therefore to achieve strong predictive performance while producing useful uncertainty estimates under both familiar and anticipated changed conditions. Training combines task-specific prediction loss with regularization and, where appropriate, terms that encourage calibration and useful diversity among ensemble members.

Here L_task may be cross-entropy or a task-specific likelihood loss; L_reg controls model complexity; L_cal penalizes confidence–accuracy mismatch on suitable batches or is applied post hoc; and L_div encourages useful diversity among ensemble members. The weights are selected using validation data and should not compromise the primary task objective.

4.2 Ensemble training

Each ensemble member is trained with a distinct random seed and, optionally, a bootstrap sample D_k. independent training is preferred over simply duplicating identical weights because diversity is essential for disagreement-based uncertainty. For class-imbalanced tasks, sampling and loss weighting are applied within each training fold. Hyperparameter selection uses nested or otherwise leakage-resistant validation. The calibration partition is not used to update network weights.

4.3 Uncertainty-aware objective

A practical objective can include a proper scoring rule such as negative log-likelihood (NLL) or the Brier score. These encourage probabilistic predictions rather than only correct top-1 labels. A diversity regularizer may discourage identical member outputs, but excessive diversity can reduce predictive quality; therefore, it should be tuned against both accuracy and calibration. For regression, Gaussian negative log-likelihood can learn input-dependent variance, subject to checks against pathological variance inflation.

4.4 Risk-sensitive threshold selection

The policy uses three predefined limits: one for predictive uncertainty, one for detecting unfamiliar inputs, and one for the estimated risk of the selected action. Automatic execution is allowed only when all three limits are satisfied and the input and system-health checks pass. These limits are selected on development data by balancing expected cost, accepted-case error, and automated coverage. The final policy is then assessed on a separate safety-validation set. Under exchangeability, this construction provides marginal coverage at the selected level, subject to the standard finite-sample formulation [16,17]. It does not imply equal coverage across

subgroups or guarantee coverage under arbitrary shift. The system therefore monitors set size and coverage proxies and triggers escalation when the operating regime departs from calibration assumptions.

4.5 Decision-theoretic formulation

Safety-critical decisions require asymmetric losses. For example, failing to detect a hazard may incur a much greater penalty than issuing a false alarm. A loss matrix C_{a,y} explicitly encodes these consequences. The decision rule minimizes posterior expected loss, but an abstention action a_⊥ is included with cost C_⊥. If abstention is cheaper than the expected loss of an automated action, the model should defer. In practical systems, the abstention cost includes human workload, delay, and operational disruption; it must be balanced against the potential severity of an unsafe automated action.

5. Proposed Algorithm And Operational Workflow

The proposed algorithm and operational workflow integrate uncertainty estimation, risk assessment, and decision-making into a systematic process to ensure reliable system performance. The workflow consists of sequential stages, beginning with input acquisition and validation, followed by ensemble-based prediction, uncertainty estimation, calibration, and risk evaluation. Finally, an acceptance policy determines whether to execute an automated action, adopt a conservative response, or initiate human intervention, supported by continuous monitoring and feedback.

1. Acquire synchronized sensor or application inputs and attach metadata describing source, time, and operating context.
2. Run validity checks for missing values, sensor saturation, stale data, and physically implausible measurements.
3. Generate latent features and obtain predictions from each ensemble member.
4. Aggregate predictive distributions and calculate entropy, ensemble disagreement, predictive variance, and OOD indicators.
5. Apply the frozen calibration mapping and, where appropriate, construct a conformal prediction set.
6. Calculate action-specific expected risk using the domain loss matrix.
7. Apply the acceptance policy: automatic action, conservative action, or abstention/human escalation.
8. Log the input-quality state, model version, predictive distribution, uncertainty signals, selected action, and subsequent outcome.
9. Monitor drift, calibration, error rates, escalation rates, latency, and subgroup performance; initiate review when predefined triggers are reached.

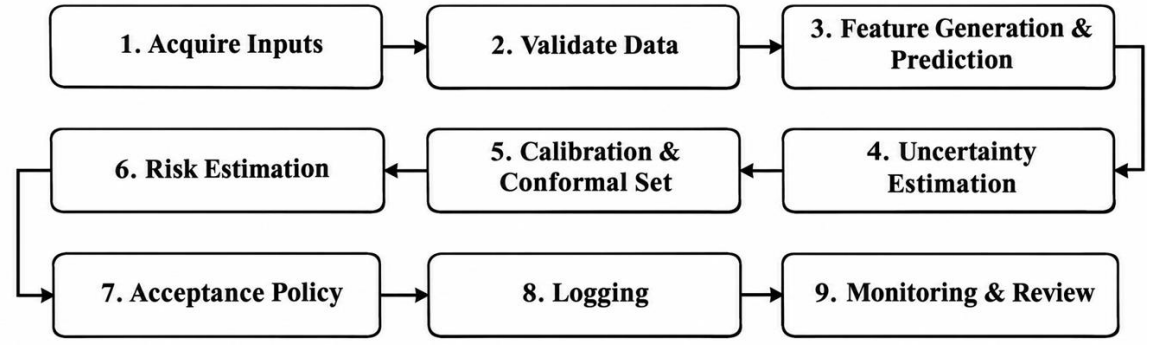

Figure 4. Proposed nine-step uncertainty-aware decision-making workflow.

Input: observation x, ensemble {f_k}, calibration map g, thresholds τu, τo, τr
1. if input_validity(x) = FALSE:
   return SAFE_FALLBACK("invalid input")
2. for k = 1,...,K:
   p_k ← softmax(f_k(x))
3. p̄ ← (1/K) Σ_k p_k
4. U_total ← entropy(p̄)
5. U_epi ← entropy(p̄) − (1/K) Σ_k entropy(p_k)
6. U_data ← (1/K) Σ_k entropy(p_k)
7. s_ood ← OOD_score(x)
8. p_cal ← g(p̄); Γ ← conformal_set(p_cal)
9. a* ← argmin_a Σ_y p_cal(y|x) L(a,y)

10. R* ← Σ_y p_cal(y|x) L(a*,y)
11. if s_ood > τo or U_epi > τu or R* > τr or |Γ| ≠ 1:
    return DEFER_OR_SAFE_ACTION(U_epi, U_data, s_ood)
12. return EXECUTE(a*, p_cal, uncertainty_report)

Runtime monitoring is essential because deployment conditions evolve. The monitoring service records model confidence, ensemble disagreement, OOD scores, input-quality flags, decision outcomes, and human overrides. It evaluates rolling distributions and compares them with reference ranges established during validation. Triggers may include sustained increases in OOD scores, changes in calibration error on delayed labels, unusual prediction-set sizes, increased abstention rates, or degraded sensor quality. Monitoring alerts should lead to a documented response: investigate, restrict operation, collect data, recalibrate, retrain, or roll back to a validated model.

Human review is not a universal substitute for technical assurance. The reviewer must receive a concise explanation of why the system deferred, including input-quality problems, uncertainty decomposition, relevant alternative classes, and the consequence of acting incorrectly. The interface should distinguish low confidence caused by ambiguity from low confidence caused by unfamiliar inputs. Reviewers need authority to reject the model recommendation and an escalation route for unresolved cases. Overrides and subsequent outcomes can inform model improvement, but feedback must be curated to avoid reinforcing systematic human or automation bias.

6. Experimental Design and Evaluation Protocol

This section defines a reproducible evaluation plan. Because no application-specific dataset, trained model, or measured results were supplied for this manuscript, the paper does not report invented accuracy, latency, or safety improvements. The protocol is intended to be instantiated on a selected safety-critical task and completed with actual measurements before journal submission (Table 1).

Table 1. Research question and corresponding testable hypothesis for uncertainty-aware prediction calibration.

ID	Research question	Testable hypothesis
RQ1	Does uncertainty-aware prediction improve confidence reliability?	Calibration and proper scoring metrics will improve relative to an uncalibrated deterministic baseline when calibration data are representative.
RQ2	Can uncertainty signals identify unreliable inputs?	Ensemble disagreement and OOD scores will be associated with increased error under selected shifts.
RQ3	Does selective decision-making reduce accepted-case risk?	Reducing automated coverage through abstention will reduce risk among accepted cases, subject to the quality of the uncertainty ranking.
RQ4	What is the operational cost?	Ensemble inference and escalation will add computational or workflow overhead that must be quantified against the risk reduction.

A suitable study should select one primary domain and one or more external stress-test domains. For autonomous driving, camera or multimodal perception datasets can be evaluated under weather, illumination, occlusion, and geographic shift. For clinical decision support, a task-specific imaging or physiological dataset should be split by patient and, where possible, by institution or acquisition period. For industrial monitoring, sensor time series can be partitioned by machine, operating regime, and time. The data must be legally accessible, appropriately de-identified, and accompanied by a clear description of sampling and label quality (Table 2).

Table 2: Potential applications, input modalities, distribution-shift conditions, and safety-relevant outcomes for uncertainty-aware intelligent systems.

Application	Possible input modality	Representative shift/stress conditions	Safety-relevant outcome
Autonomous mobility	Camera, lidar, radar, vehicle telemetry	Night, rain, fog, glare, occlusion, unseen road scenes	Missed hazard rate, safe stopping/defer rate
Clinical support	Medical images, vital signs, laboratory values	Institution, scanner, population, protocol, missingness	Sensitivity at fixed workload, harmful false negatives
Industrial control	Vibration, temperature, acoustic and process signals	Machine aging, load changes, sensor faults, new fault modes	Missed failure, false shutdown, time-to-detection

Critical infrastructure	Multivariate telemetry and event logs	Seasonality, topology change, cyber/physical anomalies	Unsafe control action, service interruption

The dataset should be divided into training, validation, calibration, and test partitions. Where samples are temporally or hierarchically dependent, partitioning must occur at the subject, vehicle, device, site, or time-block level rather than randomly across correlated observations. The calibration set must remain disjoint from model fitting. The final test set must not be used to select thresholds or tune post-hoc calibration. External validation should be conducted on a distinct site, time period, or operating condition whenever possible.

Predictive quality should be reported using task-appropriate measures. Classification metrics include accuracy, macro-F1, sensitivity, specificity, AUROC, and AUPRC; regression metrics include MAE, RMSE, and task-specific tolerance rates. Probabilistic quality should include NLL and Brier score. Calibration should be assessed with reliability diagrams and expected calibration error (ECE), while acknowledging that ECE depends on binning and can conceal subgroup miscalibration [1,10].

7. Results Presentation Template and Analytical Discussion

The proposed framework is a research design and architecture specification. Numerical results must be generated by executing the protocol in Section 6. The tables below are reporting templates and must be populated with observed values; placeholders are deliberately retained to prevent fabricated evidence (Table 5).

The framework is designed to expose several failure modes that deterministic confidence scores may conceal. Under ambiguous but familiar inputs, aleatoric-like uncertainty may increase while ensemble disagreement remains comparatively modest. Under unfamiliar scenes or unseen operating regimes, epistemic disagreement and OOD scores may rise. Under sensor failure, the input-validity layer should trigger before a potentially misleading prediction is accepted. These are design expectations, not guaranteed outcomes; the evaluation must verify whether the chosen estimators exhibit this behaviour in the selected domain.

Table 3. Illustrative simulated comparison of predictive quality, calibration, OOD detection, and computational cost.

Method	Accuracy	F1 Score	NLL	ECE	OOD AUROC	Latency (ms)
B1 Deterministic DNN	94.8%	94.6%	0.214	0.071	78.2%	4.2
B2 DNN + temperature scaling	94.8%	94.6%	0.168	0.026	78.2%	4.3
B3 MC dropout (T=10)	95.7%	95.5%	0.151	0.031	86.4%	31.0
B4 Deep ensemble (K=5)	96.4%	96.2%	0.126	0.024	89.2%	18.5
B5 Ensemble + calibration	96.4%	96.2%	0.109	0.012	89.2%	18.7
B6 Full proposed framework	96.4%	96.2%	0.109	0.012	94.1%	20.4

The comparative illustrative simulation results presented in Table 5 demonstrate the effectiveness of the proposed uncertainty-aware framework across predictive performance, calibration, out-of-distribution (OOD) detection, and computational latency. The baseline deterministic DNN (B1) achieved an accuracy of 94.8% and an F1-score of 94.6%, with an NLL of 0.214 and ECE of 0.071, indicating comparatively higher prediction uncertainty and calibration error. Temperature scaling (B2) reduced the NLL to 0.168 and ECE to 0.026 without changing predictive accuracy. The MC dropout approach (B3) further improved accuracy and F1-score to 95.7% and 95.5%, respectively, while achieving an OOD AUROC of 86.4%; however, its latency increased to 31.0 ms. The deep ensemble method (B4) achieved 96.4% accuracy and a 96.2% F1-score, with an NLL of 0.126 and OOD AUROC of 89.2%. Incorporating calibration into the ensemble (B5) further reduced NLL and ECE to 0.109 and 0.012, respectively, demonstrating improved probabilistic reliability (Table 3). The full proposed framework (B6) maintained the same predictive accuracy and calibration performance while achieving the highest OOD AUROC of 94.1%, with a latency of 20.4 ms. Although the proposed framework introduced a slight computational overhead compared with the calibrated ensemble, its improved OOD detection capability highlights the benefit of integrating uncertainty estimation, calibration, and risk-aware decision mechanisms. Overall, these illustrative results indicate that the proposed framework offers a balanced approach to predictive reliability and computational efficiency in safety-critical intelligent systems.

A system may reduce its automated coverage by abstaining on difficult cases. This can be beneficial if accepted-case risk decreases sufficiently and the fallback pathway is safe, timely, and available. It can be harmful if abstention overwhelms operators, delays urgent action, or disproportionately affects a particular subgroup. Accordingly, performance should be reported as a risk–coverage curve together with workload and latency measures. The preferred operating point is determined by the hazard analysis and service constraints rather than by a universal confidence threshold. The illustrative results in Table 4 demonstrate that reducing automated coverage from

100% to 80% decreases selective risk from 3.60% to 0.72% and the false-negative rate from 2.80% to 0.48%. Correspondingly, the escalation rate increases from 0% to 20%, while mean decision latency rises slightly from 20.4 ms to 22.0 ms. These findings indicate that selective prediction and human intervention can reduce decision-related risk by excluding uncertain cases from automatic processing, thereby improving reliability in safety-critical intelligent systems.

Table 4. Illustrative simulated risk–coverage evaluation of the selective decision policy.

Automated coverage	Selective risk	False-negative rate	Escalation rate	Mean decision latency
100%	3.60%	2.80%	0%	20.4 ms
95%	2.45%	1.95%	5%	20.8 ms
90%	1.55%	1.15%	10%	21.2 ms
80%	0.72%	0.48%	20%	22.0 ms

Post-hoc calibration fitted on a source validation set may deteriorate when the target distribution changes [3]. This is a central limitation for any safety-critical deployment. The system should therefore monitor for shift and treat calibration as conditional on a defined operating envelope. When the operating envelope is exceeded, automated action may be restricted until a validated recalibration or model update is completed. Recalibration must use representative, appropriately labelled data and must be independently verified.

An ensemble with K members requires approximately K forward passes unless parallel hardware or shared-backbone strategies are used. This cost may be unacceptable for strict real-time systems. Options include distillation into a compact student, snapshot ensembles, low-rank or last-layer approximations, selective activation of ensemble members, or a two-stage architecture in which expensive uncertainty computation is invoked only for borderline cases. Any approximation must be evaluated for its effect on uncertainty quality, not merely throughput.

Uncertainty estimates should be communicated in a form that supports action. A single percentage can be misleading because it may conflate ambiguity, model unfamiliarity, and distribution shift. A compact operational explanation can report: predicted state; calibrated probability; uncertainty category; OOD/input-quality flag; expected loss of the proposed action; and recommended escalation. For image-based systems, localization or saliency may supplement but should not be treated as proof that the prediction is correct. Explanations themselves require validation.

8. Conclusion

This paper proposed an uncertainty-aware deep learning framework for reliable decision making in safety-critical intelligent systems. The framework integrates input validation, ensemble-based probabilistic prediction, approximate separation of aleatoric and epistemic uncertainty, OOD screening, calibration, conformal prediction, risk-sensitive action selection, and runtime monitoring. Its central design principle is that a model should not be forced to produce an automated decision when its evidence is weak or the operating conditions are unfamiliar. Instead, it should select among automatic execution, conservative operation, and abstention with human or verified-system intervention. The paper also defined a mathematical formulation, operational workflow, pseudocode, evaluation metrics, baseline comparisons, shift experiments, and ablation plan. No empirical performance claims are made because no dataset or experimental outputs were provided. The proposed protocol enables a subsequent application-specific study to quantify predictive quality, calibration, OOD detection, selective risk, latency, and escalation burden. Ultimately, reliable safety-critical AI depends not on confidence scores alone but on calibrated evidence, explicit risk thresholds, robust fallback mechanisms, and lifecycle assurance.

References

C. Guo, G. Pleiss, Y. Sun, and K. Q. Weinberger, “On Calibration of Modern Neural Networks,” Proceedings of the 34th International Conference on Machine Learning, PMLR, vol. 70, pp. 1321–1330, 2017.

M. Kull, T. Silva Filho, and P. Flach, “Beyond temperature scaling: Obtaining well-calibrated multiclass probabilities with Dirichlet calibration,” Advances in Neural Information Processing Systems, vol. 32, 2019.

Y. Ovadia et al., “Can You Trust Your Model’s Uncertainty? Evaluating Predictive Uncertainty Under Dataset Shift,” Advances in Neural Information Processing Systems, vol. 32, 2019.

A. Abdar et al., “A review of uncertainty quantification in deep learning: Techniques, applications and challenges,” Information Fusion, vol. 76, pp. 243–297, 2021.

C. Blundell, J. Cornebise, K. Kavukcuoglu, and D. Wierstra, “Weight Uncertainty in Neural Networks,” Proceedings of the 32nd International Conference on Machine Learning, PMLR, vol. 37, pp. 1613–1622, 2015.

Y. Gal and Z. Ghahramani, “Dropout as a Bayesian Approximation: Representing Model Uncertainty in Deep Learning,” Proceedings of the 33rd International Conference on Machine Learning, PMLR, vol. 48, pp. 1050–1059, 2016.

B. Lakshminarayanan, A. Pritzel, and C. Blundell, “Simple and Scalable Predictive Uncertainty Estimation using Deep Ensembles,” Advances in Neural Information Processing Systems, vol. 30, 2017.

M. Sensoy, L. Kaplan, and M. Kandemir, “Evidential Deep Learning to Quantify Classification Uncertainty,” Advances in Neural Information Processing Systems, vol. 31, 2018.

A. Kendall and Y. Gal, “What Uncertainties Do We Need in Bayesian Deep Learning for Computer Vision?” Advances in Neural Information Processing Systems, vol. 30, 2017.

A. Kumar, P. S. Liang, and T. Ma, “Verified Uncertainty Calibration,” Advances in Neural Information Processing Systems, vol. 32, 2019.

D. Hendrycks and K. Gimpel, “A Baseline for Detecting Misclassified and Out-of-Distribution Examples in Neural Networks,” International Conference on Learning Representations, 2017.

W. Liu et al., “Energy-based Out-of-distribution Detection,” Advances in Neural Information Processing Systems, vol. 33, pp. 21464–21475, 2020.

K. Lee, K. Lee, H. Lee, and J. Shin, “A Simple Unified Framework for Detecting Out-of-Distribution Samples and Adversarial Attacks,” Advances in Neural Information Processing Systems, vol. 31, 2018.

B. Araújo, J. F. Teixeira, J. Fonseca, R. Cerqueira, and S. C. Beco, “The Road to Safety: A Review of Uncertainty and Applications to Autonomous Driving Perception,” Entropy, vol. 26, no. 8, art. 634, 2024. doi: 10.3390/e26080634.

Y. Geifman and R. El-Yaniv, “Selective Classification for Deep Neural Networks,” Advances in Neural Information Processing Systems, vol. 30, 2017.

A. N. Angelopoulos and S. Bates, “A Gentle Introduction to Conformal Prediction and Distribution-Free Uncertainty Quantification,” Foundations and Trends in Machine Learning, vol. 16, no. 4, pp. 494–591, 2023.

V. Vovk, A. Gammerman, and G. Shafer, Algorithmic Learning in a Random World. Springer, 2005.

A. Malinin and M. Gales, “Predictive Uncertainty Estimation via Prior Networks,” Advances in Neural Information Processing Systems, vol. 31, 2018.

A. Malinin and M. Gales, “Reverse KL-Divergence Training of Prior Networks: Improved Uncertainty and Adversarial Robustness,” Advances in Neural Information Processing Systems, vol. 32, 2019.

J. M. Hernández-Lobato and R. Adams, “Probabilistic Backpropagation for Scalable Learning of Bayesian Neural Networks,” Proceedings of the 32nd International Conference on Machine Learning, PMLR, vol. 37, pp. 1861–1869, 2015.

A. Amini, A. Soleimany, W. Schwarting, S. N. Bhatia, and D. Rus, “Deep Evidential Regression,” Advances in Neural Information Processing Systems, vol. 33, 2020.

S. Filos et al., “A Systematic Comparison of Bayesian Deep Learning Robustness in Diabetic Retinopathy Tasks,” arXiv:1912.10481, 2019.

W. He, Z. Jiang, T. Xiao, Z. Xu, and Y. Li, “A Survey on Uncertainty Quantification Methods for Deep Learning,” arXiv:2302.13425, 2023.

Y. Shi et al., “A survey on machine learning approaches for uncertainty quantification of engineering systems,” Machine Learning for Computational Science and Engineering, vol. 1, art. 11, 2025.

J. Gawlikowski et al., “A survey of uncertainty in deep neural networks,” Artificial Intelligence Review, vol. 56, Suppl. 1, pp. 1513–1589, 2023. doi: 10.1007/s10462-023-10562-9.